

Quick tips to search destination on MapmyIndia Navigator

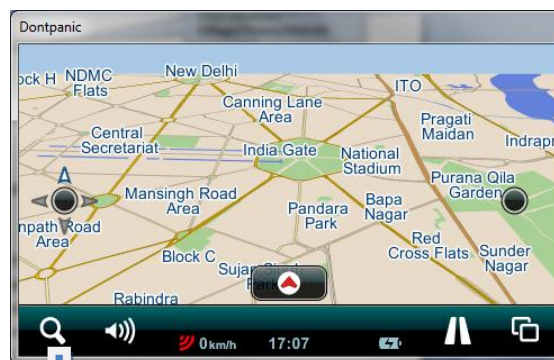
Where do you want to go? To a

- Rural address or Pincode anywhere in the country
 - A village or a town or a district center
- Points of Interest anywhere in the country
 - Landmark, Business name or a Building name
- An urban street address within a city
 - Street or a locality or a sub-locality
- An urban house address within a city
 - House numbers in major cities

"Search suggestions always be there while you are typing"

Get search tips for the above types of addresses on next page! Here, we would like you to get a little familiar with search interface -

First screen when you launch navigation on your MapmyIndia Navigator



Click on Search

Box1: Searching all type of address including POIs, Hnos, Streets and City Centres. It is either used individually or in combination with Box2

Selectable choices from following:

1. All- consolidated search for all i.e Street, Poi and coordinates.
2. Streets- Specially design to search streets
3. POIs- Specially design to search POIs



Box2: 1. Searching areas and city centers such as City, Town, District, Village, localities individually, or

2. Search an address string given in Box 1 inside an address area given in Box 2.

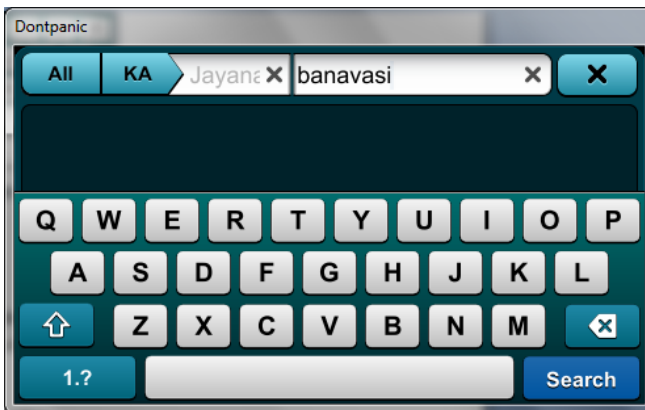
1. Rural address/ Pincode anywhere in the country - Searching for a village/town/district

Two search options:

1. Search for a village or a town or a district center independently
2. Search for a village or a town within a district, if you know the corresponding district's name
3. Search for a Pincode

Option 1 – Go to Search:

You will see the following screen:



- Select state.
- Enter one of the following that you want to search in Box2:
 - A village or
 - A town or
 - A district name

So if user wants to search Banavasi village in Karnataka, you just need to key-in “Banavasi” under Karnataka state filter (*Please see the snapshot above*). The Result will display all the villages named Banavasi in Karnataka state



Similarly you can try searching for towns and district centers as well. Some examples are mentioned below:

Towns:

- Moradabad in Uttar Pradesh
- Hansi in haryana
- Akola in Maharashtra
- Nashik in Maharashtra

Villages:

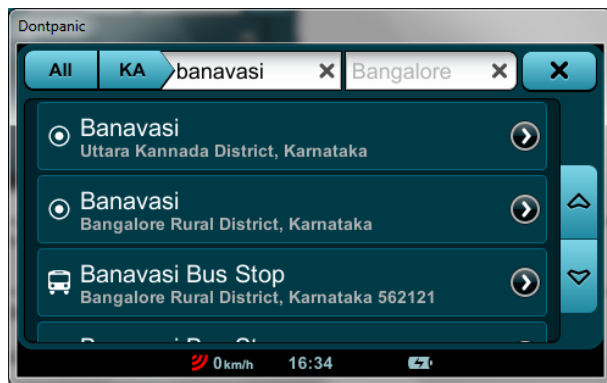
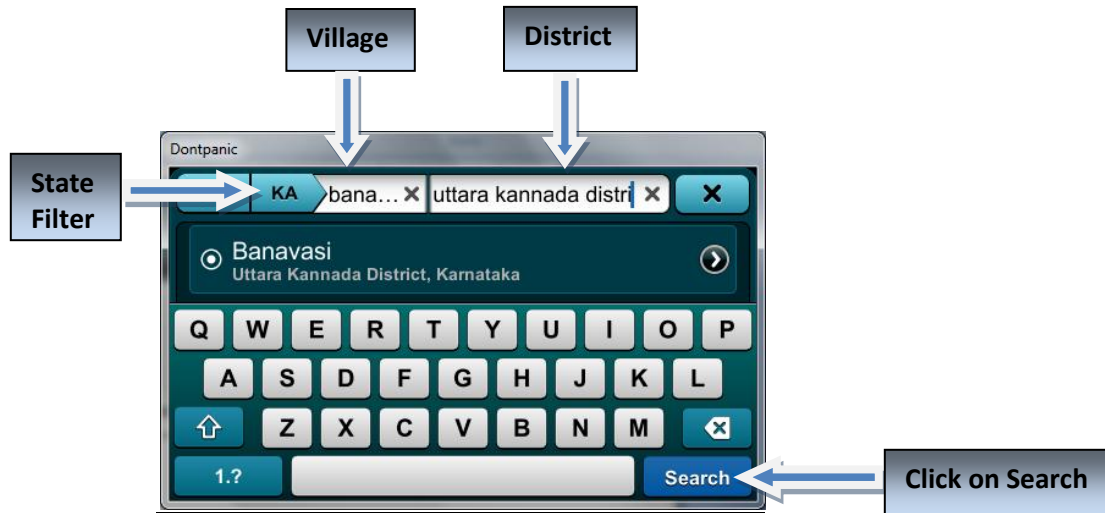
- Kirat Pur in Uttar Pradesh
- Veliyur in Tamil Nadu

District

- Kancheepuram District in Tamil Nadu
- Hardwar district in Uttaranchal

Option 2– Go to Search:

Example Address: - Banavasi, Uttara Kannada District, Karnataka



When you try to search “Banavasi” in Box1; it might include POIs and Streets in results when ALL is activated

Note: In order to get appropriate search results, for “City Centres” in Box1 Option, User must know the corresponding district names OR use Box2 option (Option 1 above).

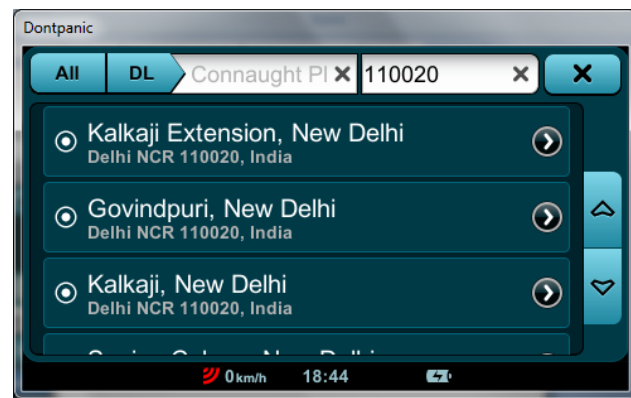
SEARCH A PINCODE

Option 3 – Go to Search:



- Select state.
- Enter Pincode that you want to search
 - Eg-110020

The result will display list of localities covered by a Pincode.



2. Points of Interest anywhere in the country

A **point of interest**, or **POI**, can be a business entity (Nokia, Infosys), a popular landmark (Taj Mahal, India gate) or a building name (DLF cyber city, Ambience Mall).

There are two options for searching POI, both have category symbol with search result:

- **Single box search** -
Search for a POI independently by POI name only within entire state:
- **Two box search** -
Search for a POI within define city/locality; enter search text in box1 and enter the area in box2 where you want to search for–

Let us look at some examples now!



3. Searching a street address in a city

Searching a street level address (Street name, colony, locality, sub-locality, block, pocket etc.)

Example addresses that can be searched using this option:

1. Block S, Greater Kailash 2, New Delhi
2. Sansad Marg, New Delhi
3. Connaught Place, New Delhi
4. Sector 8 RK Puram, New Delhi
5. Vasant Kunj Sector D, New Delhi
6. Turner Road, Bandra West, Mumbai
7. Suncity Layout, JP Nagar Phase 7, Bangalore
8. 5th Cross Road, Block 1 Jayanagar, Bangalore
9. Navrangpura, Ahmedabad, Gujarat

Street address typically has all or some of the following components:

City Name, Locality Name, Sub-locality Name, Street/Road Name

This is how the above example addresses can be broken into these components:

Sample address	Data Definition			
	Sublocality	Street	Locality	City
Block S, Greater Kailash 2, New Delhi	Block S		Greater Kailash 2	New Delhi
Sansad Marg, New Delhi		Sansad Marg		New Delhi
Connaught Place, New Delhi			Connaught Place	New Delhi
Sector 8 RK Puram, New Delhi			RK Puram Sector 8	New Delhi
Vasant Kunj Sector D, New Delhi			Vasant Kunj Sector D	New Delhi
Turner Road, Bandra West, Mumbai		Turner Road	Bandra West	Mumbai
Suncity Layout, JP Nagar Phase 7, Bangalore	Suncity Layout		JP Nagar Phase 7	Bangalore
5th Cross Road, Block 1, Jayanagar, Bangalore		5th Cross Road	Block 1 Jayanagar	Bangalore
Navrangpura, Ahmedabad, Gujarat			Navrangpura	Ahmedabad

This is how these addresses are searched on MapmyIndia navigator:

Tap on Search to get to the following screen



Select your destination and simply click 'Navigate To'...

You can select address as your destination in the following manner:

- Option 1 - Using the Streets tab (**Recommended**)
 - o The search suggestions might be part of Building/POI's address.
- Option 2 - Using the All tab
 - o Search suggestions are part of address components e.g. street, sub-locality, locality, city, etc.

Let us search for one Address from the list

Suncity Layout, JP Nagar Phase 7, Bangalore

You can search for Suncity Layout either within JP Nagar Phase 7 or Bangalore

Method 1



Method 2



Please try out the examples above by putting sub-locality or street or locality in Box 1 and city or locality in box 2.

4. Searching a House number in a city (can be search with “Streets” or “All” tab)

H no and address component with comma “,” separator (with All and Streets).



Example house numbers that can be searched using this option:

A house address typically has all or some of the following components:

House Number, City Name, Locality Name, Sub-locality Name, Street/Road Name

Sample House Address	Data Definition				
	City	Locality	Sublocality	Street	House Number
2-1-37, IDA Cherlapalli	Hyderabad	IDA Cherlapalli			2/1/1957
SRT-39, Ameerpet	Hyderabad	Ameerpet			SRT-39
867, 3rd Cross Road, Hal stage2, Indiranagar	Bangalore	Indiranagar	HAL Stage 2	3rd Cross road	867
681, 17th C Main Road, Block 6, Koramangala	Bangalore	Koramangala	Block 6	17th C Main Road	681
9/5, Arcot Road, T Nagar, Chennai	Chennai	T Nagar		Arcot Road	9/5
89/55, Pantheon Road, Egmore	Chennai	Egmore		Pantheon Road	89/55
4, Bandra Kurla complex, Bandra East, Mumbai	Mumbai	Bandra East	Bandra Kurla complex		4
A20,Andheri East,Mumbai	Mumbai	Andheri East			A20
A12,Koregaon Park,Pune	Pune	Koregaon Park			A12
SCO51, Sector-21-C, Chandigarh	Chandigarh	Sector 21C			SCO51
1833, Sector 34-D, Chandigarh	Chandigarh	Sector 34D			1833
D-15, South Extension Part 1	New Delhi	South Extension Part 1	Block D		15D
A 14/11, Vasant Vihar, New Delhi	New Delhi	Vasant Vihar	Block A		A14/11
A-53, Vasant Vihar	New Delhi	Vasant Vihar	Block A		A53

House number search patterns

Indian house address follows different search patterns in different cities. Mapmyindia house data is build around localized search preferences of the user.

In MapmyIndia product, house numbers can be searched using one of the following combinations: -

Box1	Box2
House number, Locality	City
House number, Street	City
House number, Sub-locality	City
House number, Sub-locality	Locality
House number, Street	Locality

This is how the above examples can be searched –

Sample House Address	Search Patterns	
	Search Box 1 (House number with Locality/Sub-locality/ Street)	Search Box 2 (City/ Locality)
2/1/1957, IDA Cherlapalli	20852, IDA Cherlapalli	Hyderabad
SRT-39, Ameerpet	Ameerpet	Hyderabad
867, 3rd Cross Road, Hal stage2, Indiranagar	867, 3rd Cross road	Indiranagar
	867, 3rd Cross road	HAL Stage 2
681, 17th C Main Road, Block 6, Koramangala	681, 17th C Main Road	Koramangala
	681, 17th C Main Road	Block 6
9/5, Arcot Road, T Nagar, Chennai	9/5, Arcot Road	T Nagar
89/55, Pantheon Road, Egmore	89/55, Pantheon Road	Egmore
4, Bandra Kurla complex, Bandra East, Mumbai	4, Bandra Kurla complex	Mumbai
	4, Bandra Kurla complex	Bandra East
A20,Andheri East,Mumbai	A20,	Andheri East
	A20, Andheri East	Mumbai
A12,Koregaon Park,Pune	A12, Koregaon Park	Pune
	A12,	Koregaon Park
SCO-51, Sector-21-C, Chandigarh	SCO51,	Sector 21C
	SCO51, Sector 21C	Chandigarh
1833, Sector 34-D, Chandigarh	1833,	Sector 34D
	1833, Sector 34D	Chandigarh
D-15, South Extension Part 1	D15, Block D	South Extension Part 1
A 14/11, Vasant Vihar, New Delhi	A14/11, Block A	Vasant Vihar
A-53, Vasant Vihar	A53, Block A	Vasant Vihar

You can select house numbers as your destination in the following manner;

- Option 1 - Using the Find Street Address tab
 - o This is where the user actually enters the complete address and search.
- Option 2 - Using the map display
 - o Idea here is to browse the map of corresponding locality, find the address on map and select it as destination.

Let us search for one Address

Option 1 - Using the Search ->Streets/ All Tab – An example:

House number address: B87, Defence Colony, New Delhi

Step 1: Go to Search:

Step 2: Enter as below:



Step 3: Select your destination to Navigate

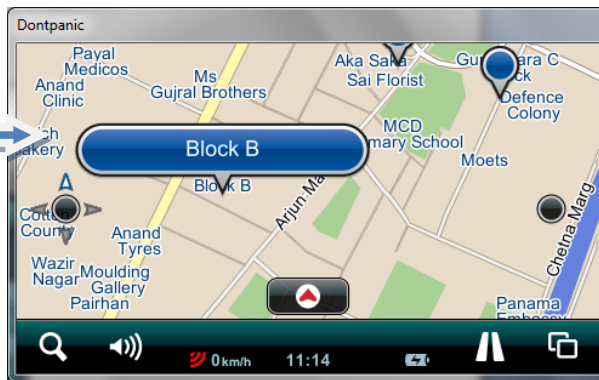
Option 2 - Using the map display – An example:

We will use the same address example - B87, Defence Colony, New Delhi

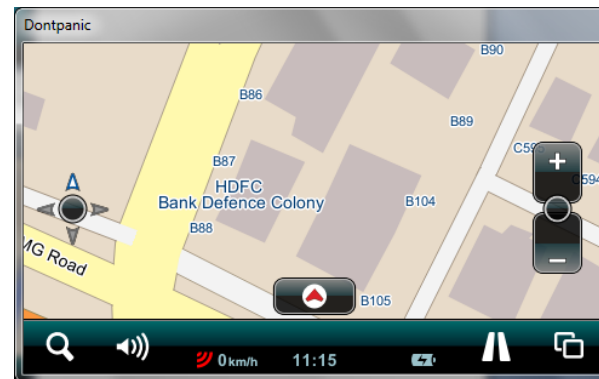
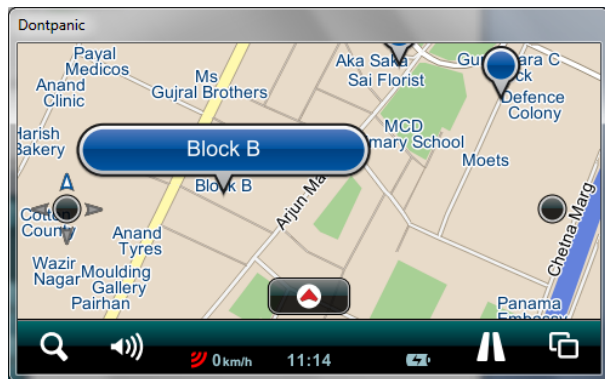
Step 1: Go to Search:

Step 2: Enter the following to reach within the proximity of the destination:

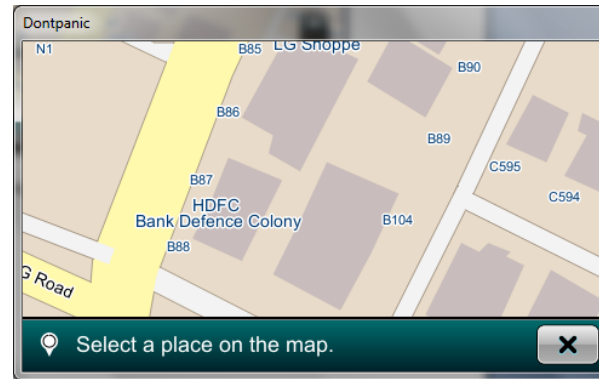
- Box 1: Block B; Box 2: Defence Colony



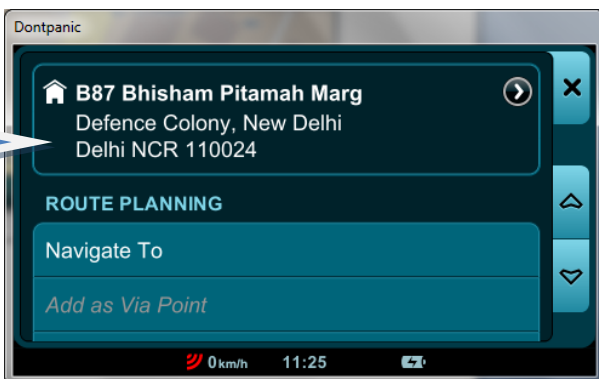
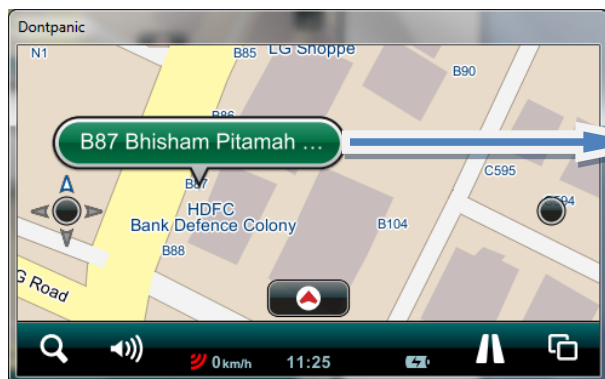
Step 3: Browse the map area and find House number B87 on the MAP.



Step 4: Once you find the address, tap on it by using tap on map button (red circled).



Step 4: Clicking on pop-up select Navigate To from new window.



More examples

For more examples for House number search, please refer to the table in Annexure A to this document. It contains sample addresses in various localities/colonies and also, suggests what you need to type in Box 1, and Box 2 of search tab.